




## INSTRUCTIONS

(Be very careful and ask your parents to help when using scissors or cutters)

-  Cut the main silhouette over its outline.
  - - - Fold over the dotted lines.
  - ..... Make a subtle cut over the red lines.
  -  Glue the tabs marked with this icon.
  - - - For the accessories: first, fold the paper over the dotted line.
  -  Then glue both color-less sided .
  - ..... Now cut them and insert them in the red lines slots.
- Enjoy!